



RUKUN RAHARJA

Company Presentation

June 2024

PT Rukun Raharja Tbk
(IDX Ticker : RAJA)



Disclaimer

This presentation has been prepared by PT Rukun Raharja Tbk (the "Company") and have not been independently verified. By attending the meeting where the presentation is made, or by reading the presentation slides, you acknowledge and agree to the limitations and notifications as stated herein. This presentation is for informational purposes only and does not constitute and should not be construed as, an offer to sell or issue, or invitation to purchase or subscribe for or the solicitation of an offer to buy, acquire or subscribe for, any securities of the Company or any of its subsidiaries, joint ventures or affiliates in any jurisdiction or an inducement to enter into investment activity. We disclaim any responsibility or liability whatsoever arising which may be brought or suffered by any person as a result of acting in reliance upon the whole or any part of the contents of this report and neither the Company and/or its affiliated companies and/or their respective Management Boards and employees accepts liability for any errors, omissions, negligent or otherwise, in this presentation and any inaccuracy here in or omission here from which might otherwise arise. You will be solely responsible for your own assessment of the market and the market position of the Company and that you will conduct your own analysis and be solely responsible for forming your own view of the potential future performance of the Company's business.


Table of Contents

1 Company in Brief

2 Industry Overview

3 Operational and Financial Performance

4 Long-term Vision





1

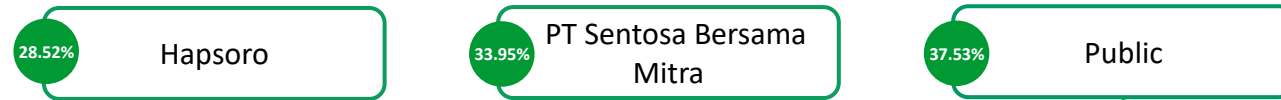
Company in Brief



RUKUN RAHARJA

Corporate Structure

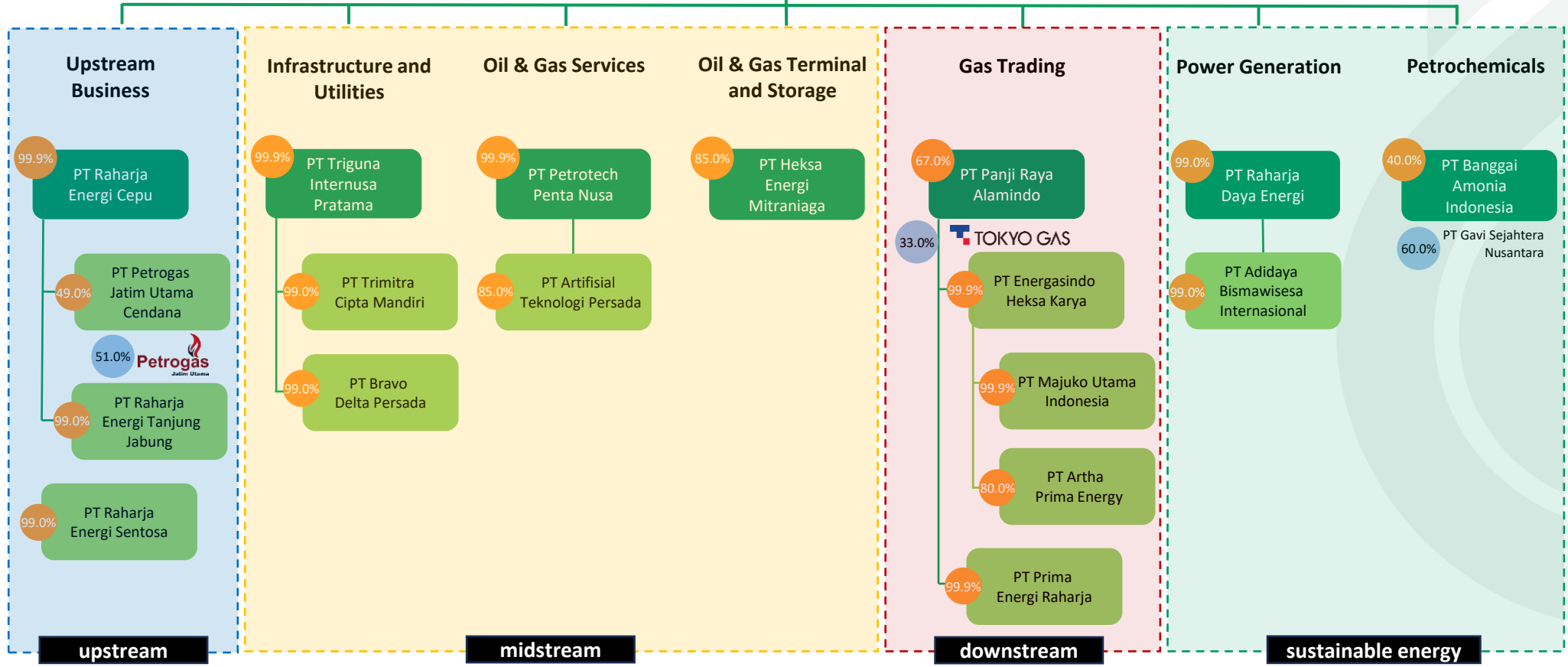
as of June 30, 2024



Business Line

Subholding

Business Units



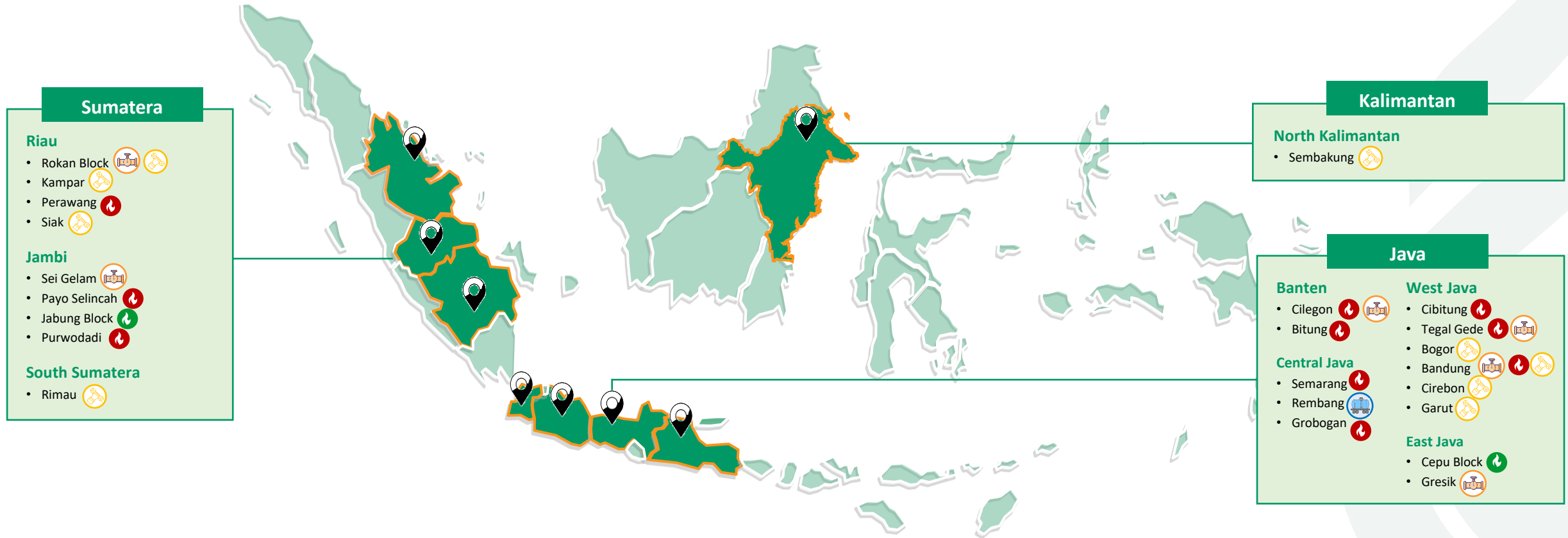
● RAJA ownership

● Partner ownership

upstream **midstream** **downstream** **sustainable energy**

Operational Areas

as of June 30, 2024





Upstream Business



Infrastructure and Utilities



Oil & Gas Services



Oil & Gas Terminal and Storage



Gas Trading



2

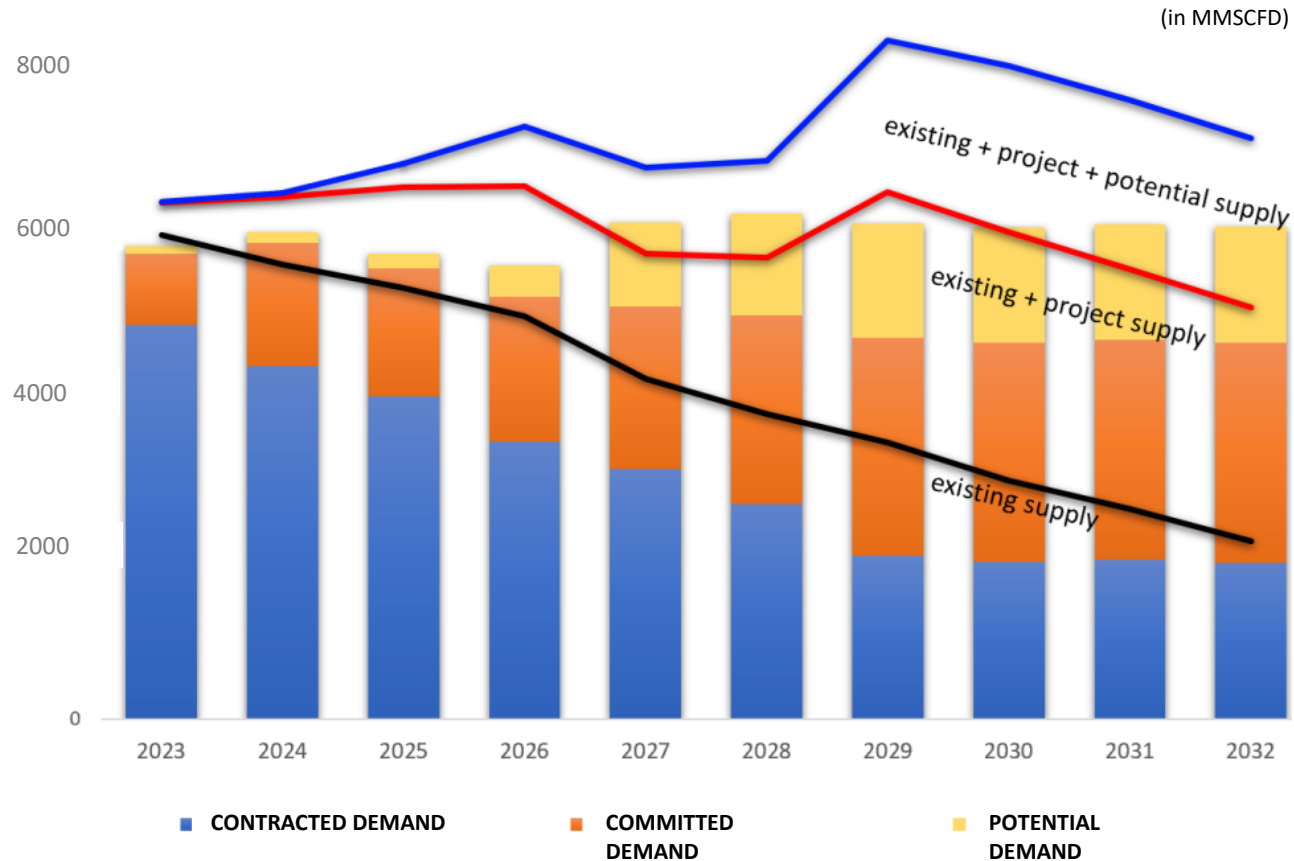
Industry Overview



RUKUN RAHARJA

Industry Overview

Domestic Gas Demand vs Supply



- The Indonesian government has a target to produce **12 billion standard cubic feet per day (bscfd)** of natural gas.
- **Demand for natural gas is expected to remain stable until 2032.** An increase in gas supply capacity can be achieved when several natural gas projects come onstream in the next few years. Meanwhile, the Existing Supply can still meet the Contracted Demand for natural gas.
- **Indonesia's gas production is expected to decline in the coming years due to the natural declining of existing gas wells.** The government continues to find for new gas fields through exploration processes, although this requires considerable time and investment.



3

Operational and Financial Performance



RUKUN RAHARJA

Key Operational Highlights 1H24

Upstream Business

- **Cepu Block**

(2.2423% of ownership with Regional Government-Owned Enterprises of East Java)

144k bopd

- **Jabung Block**

(8% of ownership)

52k boepd

Legend :

bopd : barrel of oil per day
boepd : barrel of oil equivalent per day
mmscfd : million standard cubic feet per day
lps : liters per second
mt : metric ton
km : kilometer

Infrastructure and Utilities

- **Crude Oil Pipeline**

360 km

(25% of ownership)

- **Gas Pipeline**

245 km

- **Gas Compressor**

60 mmscfd

- **CNG Compressor**

4 mmscfd

- **Water Processed**

50 lps

Oil & Gas Terminal and Storage

- **LPG Terminal Facility**

1,000 mt/day
capacity

Gas Trading

- **Gas Allocation**

50 mmscfd


- **Gas Transportation**

65 mmscfd

Key Financial Highlights 1H24

Revenue

USD 123.5 mn

 **44.6%**

(1H23 : USD 85.4 mn)

EBITDA

USD 39.7 mn

 **24.0%**

(1H23 : USD 32.0 mn)

Net Profit

USD 16.0 mn

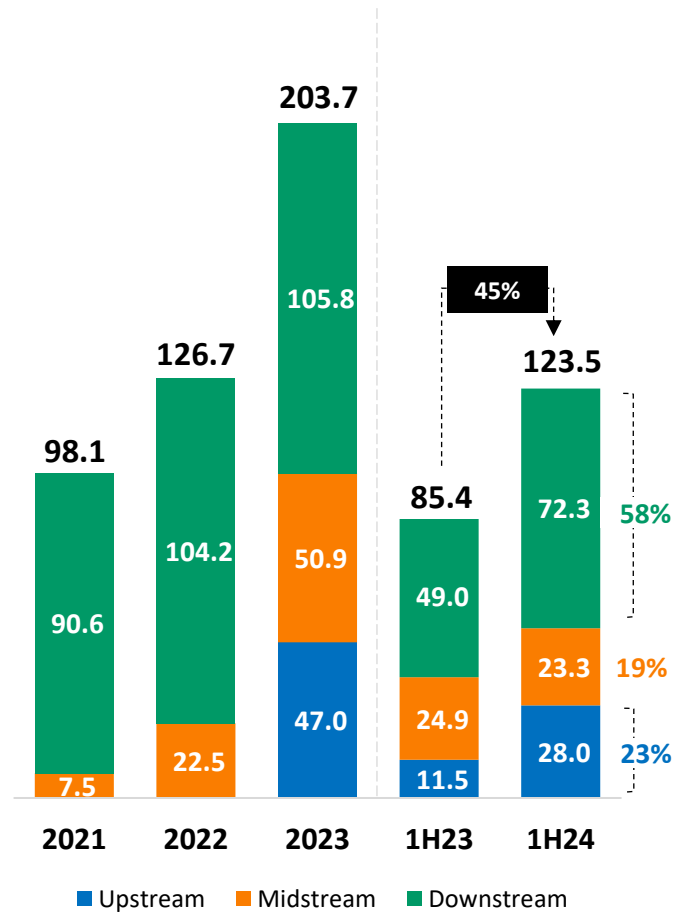
 **28.1%**

(1H23 : USD 12.5 mn)

Financial Performance

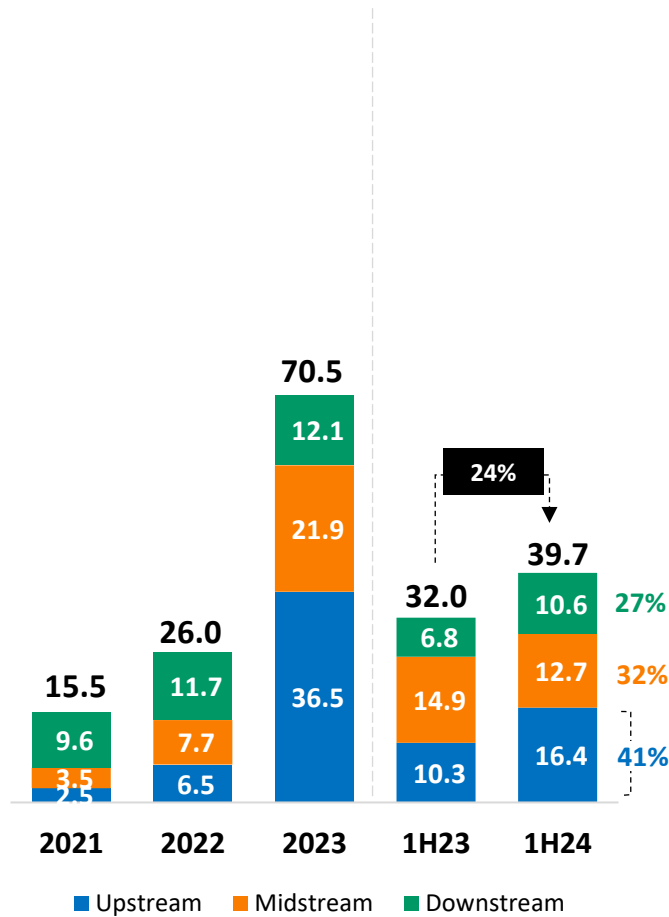
Revenue

(in million USD)



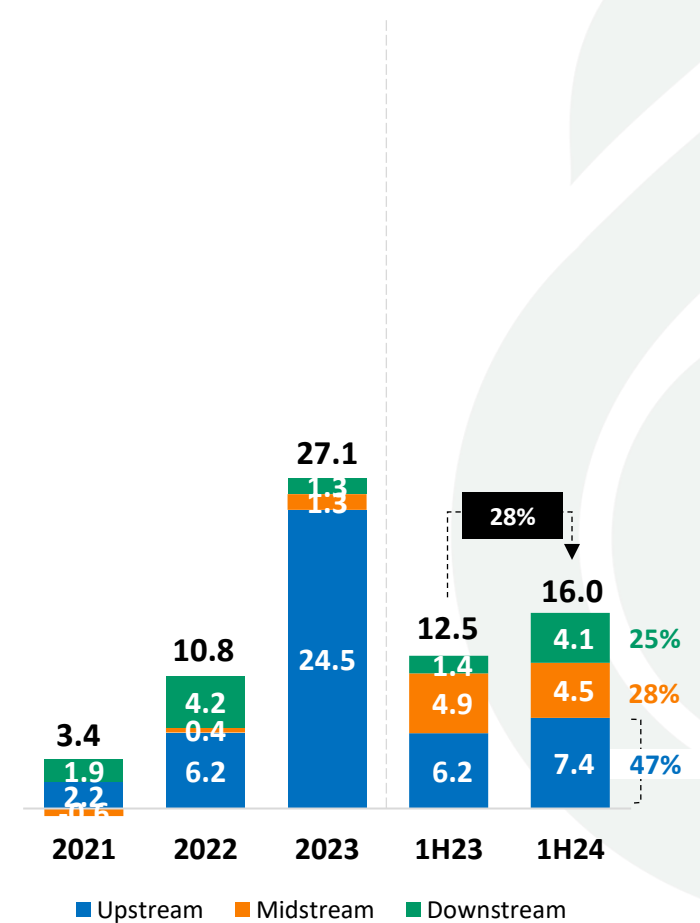
EBITDA

(in million USD)



Net Profit

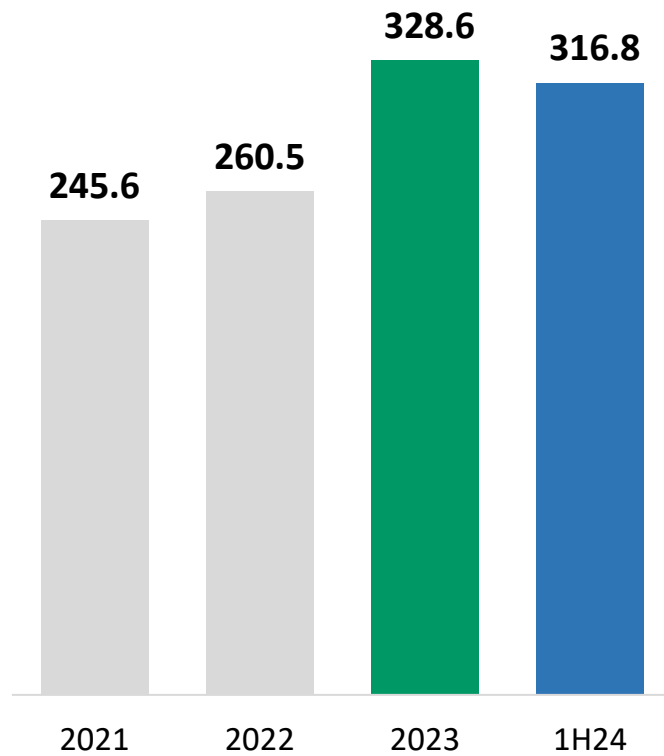
(in million USD)



Financial Position

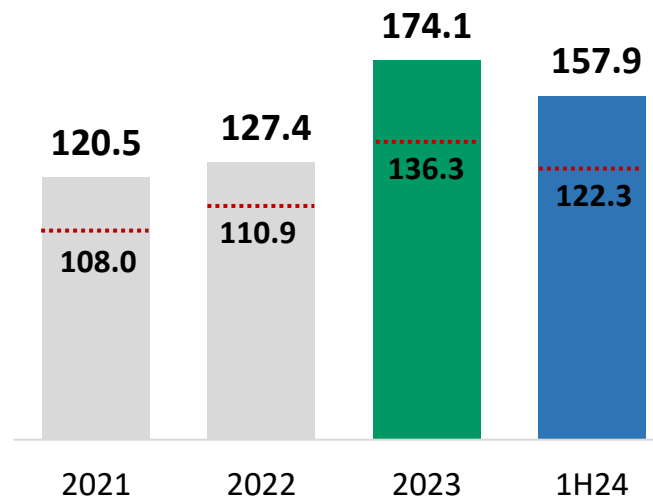
Total Assets

(in million USD)



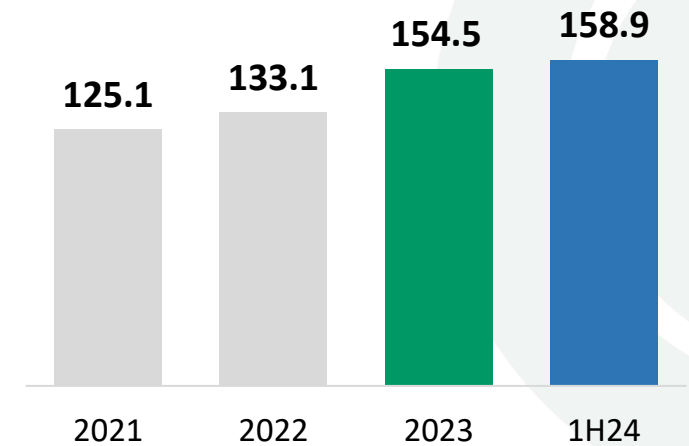
Total Liabilities

(in million USD)



Total Equity

(in million USD)



..... total debt*

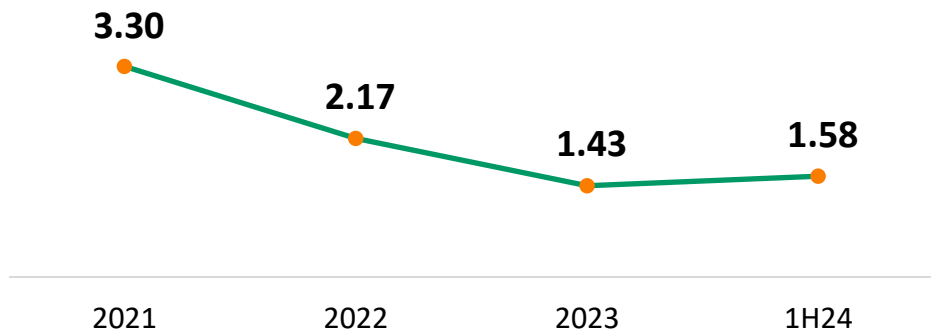
* Debt consists of bank loan, lease liabilities, and consumer financing loan



Financial Ratio

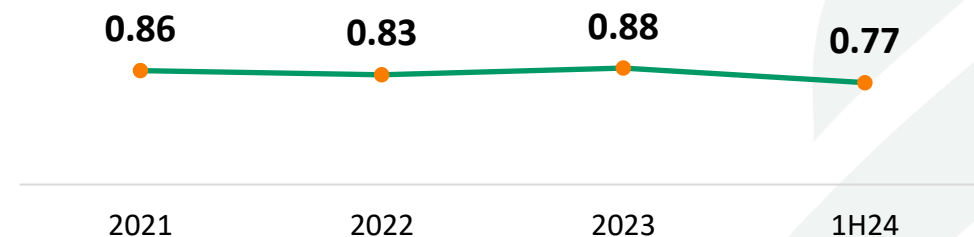
Current Ratio

(in x)



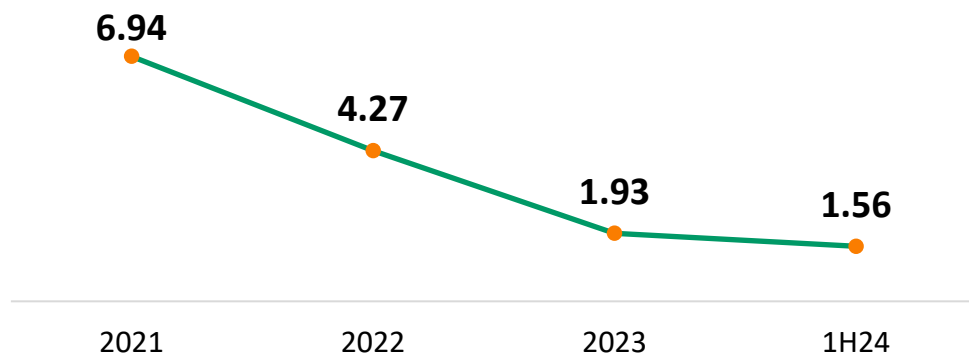
Debt* to Equity Ratio

(in x)



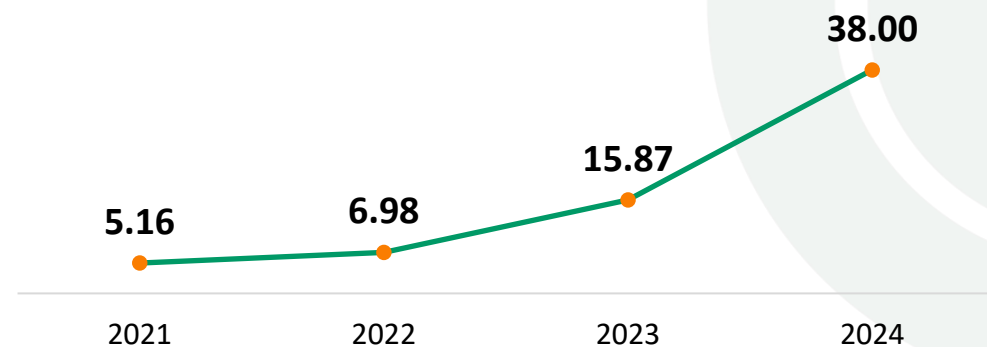
Debt* to EBITDA Ratio

(in x)



Dividend per share

(in Rupiah)



* Debt consists of bank loan, lease liabilities, and consumer financing loan



4

Long-term Vision



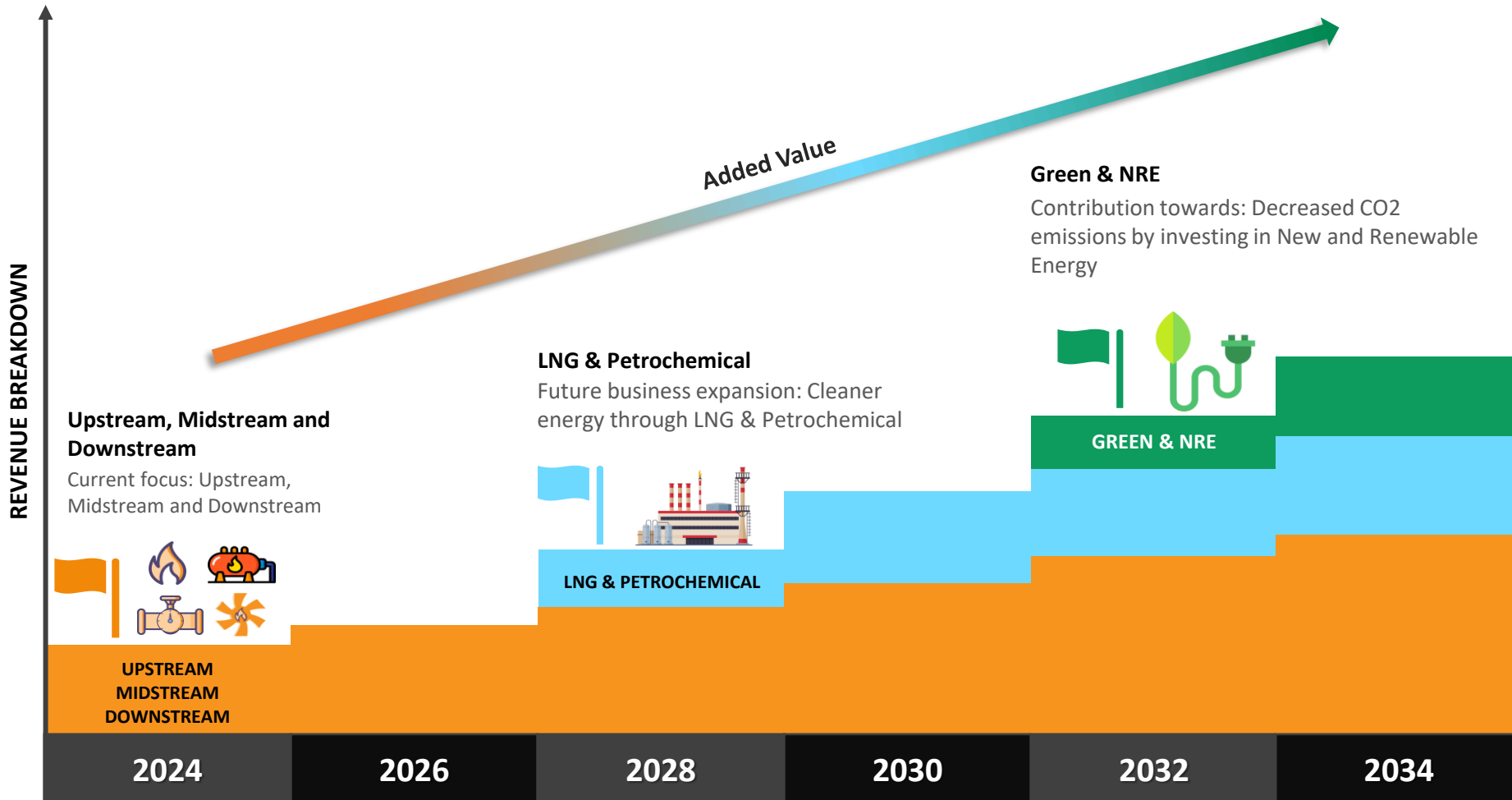
RUKUN RAHARJA



Corporate Vision: 10 Years Strategic Outlook

Embracing the Growth of Energy Industry

RAJA's vision of becoming a leading integrated energy company entails a commitment to both environmental stewardship and increasing shareholder value. To this end, our expansion into new energy sectors, with a focus on renewable and diversified energy sources, is essential. This strategic move not only aligns us with industry changes but also positions RAJA as one of the pioneers in the energy sector.



1. Our core business (upstream, midstream, and downstream) focuses on participating in existing operating blocks, building new oil and gas infrastructure, and expanding gas trading activities.
2. Committing to reduce CO2 emissions by investing in LNG and blue ammonia.
3. Starting green energy business through investment in photovoltaic power plant and other renewable projects.



THANK
YOU

CONTACT US

PT RUKUN RAHARJA TBK
Office Park Thamrin Residences Blok A No. 01-05,
Jakarta, Indonesia

Phone 021-2929 1053
E-mail : aldila.ayudya@raja.co.id
www.raja.co.id